



EVERYDAY

Global Employee Day

February 4, 2021

8:00am – 11:00pm EST

The all-new **P&G LifeLab Everyday** immersive experience was launched at the Consumer Electronics Show, January 11-13. This virtual platform offers visitors a sneak peek into how P&G combines deep consumer understanding with cutting-edge technologies to make life a little bit easier, and the future a little bit brighter, every day.

On Thursday, February 4 from 8:00am – 11:00pm EST we will open the P&G LifeLab Everyday for a special global employee only event. Global employees will be able to experience the same great program we showcased at CES, and talk live with the experts behind our brand technologies.

Directions on how to register and join the site are included below.

P&G Lifelab Everyday features 3 key brand experiences:



The Transforming Home Care Experience

Shows how we are keeping consumers happy, safe and healthy with brands like Cascade, Febreze, Dawn, and Microban 24



The Oral-B Experience

Visitors have the chance to get an up-close view of how Oral-B iO is reinventing oral care



Sustainability Experience

Immerses you in innovation that reinvents responsible consumption to help create a more sustainable world

How to Visit

1. Open your Chrome Browser
2. Visit PGLifelab.com/employee, Click on "Enter Immersive Experience"
3. Fill in the registration form. All fields are mandatory.
4. Enter the LifeLab experience and don't forget to allow your web browser to access your microphone
5. Create your own personal avatar
6. Begin to explore

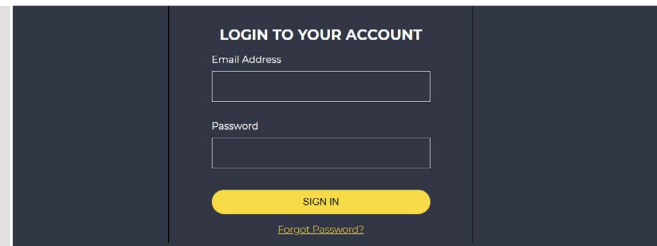
More detailed instructions on additional page.

Love to hear your feedback

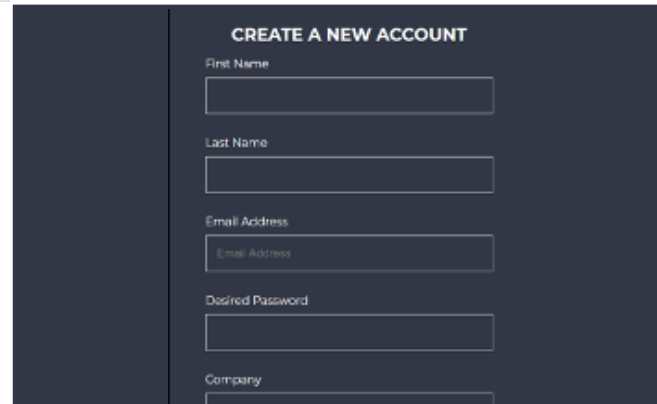
Send an email with your thoughts to ces.im@pg.com

Step 1 Using **Google Chrome**, go to <https://immersive.pglifelab.com>

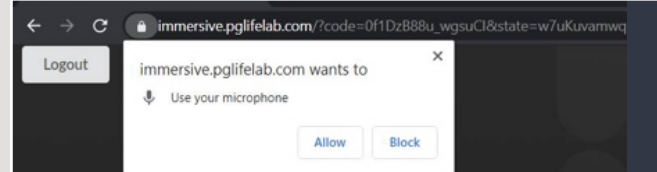
2 Click “Sign up for an account”
If you already have a P&G LifeLab account, please log in with the email address and password previously created.



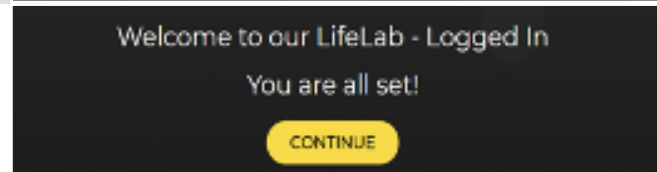
3 Create an account.
All fields are mandatory.
When you click submit you will be immediately directed to the Immersive LifeLab.
We have limitations on the number of people who can be on the platform. If you get an alert that the site is at full capacity, please check back again later.



4 A pop-up box may appear. **Allow your microphone** to be used, if prompted.



5 Click on the **“continue”** button.



6 Customize your avatar.
Click “Done”



7 Click **LifeLab One** on the bottom right side of your computer screen.

If LifeLab One shows “full,” click on **LifeLab Two**.

From there, you will be directed into the LifeLab Lobby. Walk into the elevator and begin your experience.

